



PITTI CASTINGS PRIVATE LIMITED

Regd. Off : 6-3-648/401, 4th Floor, Padmaja Land Mark, Somajiguda, Hyderabad - 500 082.

Works : Survey No. 53, Macharam Village, Balanagar Mandal, Mahaboobnagar Dist., Telangana.

Ph: Off : 040-23312774, 23312770, Fax : 23393985, E-mail : pitti.castings@pitti.in

CIN : U27310TG2011PTC077833

Pre-Scheme Shareholding Pattern under Regulation 31 of SEBI (Listing Obligations and Disclosure Requirements) (Without PAN)

1. Name of the Company - Pitti Castings Private Limited ('PCPL')
2. Scrip Code/Name of Scrip/Class of Security - NA/ NA/Equity
3. Type of Report - Pre-amalgamation shareholding pattern - Regulation 31
4. Shareholding Pattern as on 9th June 2023 (Pre-Scheme)
5. Declaration - The Listed Entity is required to submit the following declaration to the extent of submission of information:

	Particulars	Yes*	No*
1	Whether the Listed Entity has issued any partly paid-up shares?	NA#	NA#
2	Whether the Listed Entity has issued any Convertible Securities or Warrants?	NA#	NA#
3	Whether the Listed Entity has any shares against which depository receipts are issued?	NA#	NA#
4	Whether the Listed Entity has any shares in locked-in?	NA#	NA#
5	Whether any shares held by promoters are pledge or otherwise encumbered?	NA#	NA#

#Not Applicable, Given the shares of PCPL are not listed

*If the Listed Entity selects the option 'No' for the questions above, the columns for the partly paid-up shares, Outstanding Convertible Securities / Warrants, depository receipts, locked-in shares, No of shares pledged or otherwise encumbered by promoters, as applicable, shall not be displayed at the time of dissemination on the Stock Exchange website. Also, wherever there is 'No' declared by Listed Entity in above table the values will be considered as 'Zero' by default on submission of the format of holding of specified securities.



Shareholding Pattern under Regulation 31 of Securities Exchange Board of India (Listing Obligations & Disclosure Requirements) Regulations, 2015

Table I - Summary Statement holding of specified securities

Category (I)	Category of Shareholder (II)	Nos. of Shareholders (III)	No. of fully paid up equity shares held (IV)	No. of Partly paid-up equity shares held (V)	No. of shares underlying Depository Receipts (VI)	Total nos. shares held (VII) = (IV)+(V)+ (VI)	Shareholding as a % of total no. of shares (calculated as per SCRR, 1957) (VIII) As a % of (A+B+C2)	Number of Voting Rights held in each class of securities (IX)				No. of Shares Underlying Outstanding convertible securities (including Warrants) (X)	Shareholding, as a % assuming full conversion of convertible securities (as a percentage of diluted share capital) (XI)= (VII)+(X) As a % of (A+B+C2)	Number of Locked in shares (XII)		Number of Shares pledged or otherwise encumbered (XIII)		Number of equity shares held in dematerialized form (XIV)
								No of Voting Rights			Total as a % of (A+B+C)			No.(a)	As a % of total Shares held (b)	No.(a)	As a % of total Shares held (b)	
								Class eg: X	Class eg: Y	Total								
A.	PROMOTER & PROMOTER GROUP	4	12,44,62,500	-	-	12,44,62,500	100.00%	12,44,62,500	-	12,44,62,500	100.00%	-	100.00%	-	-	-	-	-
B.	PUBLIC	0	0	-	-	-	-	-	-	-	-	-	-	-	-	-	-	-
C.	NON PROMOTER-NON PUBLIC	0	0	-	-	-	-	-	-	-	-	-	-	-	-	-	-	-
C1.	SHARES UNDERLYING DRS	0	0	-	-	-	-	-	-	-	-	-	-	-	-	-	-	-
C2.	SHARES HELD BY EMPLOYEE TRUSTS	0	0	-	-	-	-	-	-	-	-	-	-	-	-	-	-	-
	Total	4	12,44,62,500	-	-	12,44,62,500	100	12,44,62,500	0	12,44,62,500	100.00%	-	100.00%	-	-	-	-	-

1 Classification of Promoters above is based on the definition of "Promoter" and "Promoter Group" as per Securities and Exchange Board of India (Listing Obligations And Disclosure Requirements) Regulations, 2015 read with Securities and Exchange Board of India (Issue of Capital and Disclosure Requirements) Regulations, 2018

Note

Pitti Castings Private Limited has issued 1,23,30,000 Non-Cumulative Non-Participating Compulsory Redeemable Preference Shares of Rs.10/- each to Pitti Engineering Limited



Table II - Statement showing shareholding pattern of the Promoter and Promoter Group

Category & Name of the Shareholders (I)	Entity type i.e. Promoter or Promoter Group Entity	PAN (II)	Nos. of Shareholder (III)	No. of fully paid up equity shares held (IV)	Partly paid-up equity shares held (V)	No. of shares underlying Depository Receipts (VI)	Total nos. shares held (VII) = IV + V + VI	Shareholding % calculated as per SCRR, 1957 As a % of (A+B+C2) (VIII)	Number of Voting Rights held in each class of securities (IX)			No. of Shares Outstanding convertible securities (as a percentage of diluted share capital) (X)	Shareholding, as a % assuming full conversion of convertible securities (as a percentage of diluted share capital) (XI) = (VII)+(X) as a % of A+B+C2	Number of Locked in shares (XII)		Number of Shares pledged or otherwise encumbered (XIII)		Number of equity shares held in dematerialized form (XIV)	
									No of Voting Rights					Total as a % of Total Voting rights	No.(a)	As a % of total Shares held (b)	No.(a)		As a % of total Shares held (b)
									Class X	Class Y	Total								
1. INDIAN																			
a. Individuals/Hindu undivided Family			2	67,10,000	-	-	67,10,000	5.39%	67,10,000	-	67,10,000	5.39%	-	-	-	-	-	-	-
Names :																			
SHARAD B PITTI	Promoter			48,80,000	-	-	48,80,000	3.92%	48,80,000	-	48,80,000	3.92%	-	-	-	-	-	-	-
AKSHAY S PITTI	Promoter			18,30,000	-	-	18,30,000	1.47%	18,30,000	-	18,30,000	1.47%	-	-	-	-	-	-	-
b. Central Government/ State Government(s)			-	-	-	-	-	-	-	-	-	-	-	-	-	-	-	-	-
c. Financial Institutions/ Banks			-	-	-	-	-	-	-	-	-	-	-	-	-	-	-	-	-
d. ANY OTHER																			
Bodies Corporate			2	11,77,52,500	-	-	11,77,52,500	94.61%	11,77,52,500	-	11,77,52,500	94.61%	-	-	-	-	-	-	-
Names :																			
PITTI ELECTRICAL EQUIPMENT PRIVATE LIMITED	Promoter			11,36,72,500	-	-	11,36,72,500	91.33%	11,36,72,500	-	11,36,72,500	91.33%	-	-	-	-	-	-	-
PITTI ENGINEERING LIMITED	Promoter Group			40,80,000	-	-	40,80,000	3.28%	40,80,000	-	40,80,000	3.28%	-	-	-	-	-	-	-
Sub-Total (A)(1)			4	12,44,62,500	-	-	12,44,62,500	100.00%	12,44,62,500	-	12,44,62,500	100.00%	-	-	-	-	-	-	-
2. FOREIGN																			
a. Individuals (Non-Resident Individuals/ Foreign Individuals)			-	-	-	-	-	-	-	-	-	-	-	-	-	-	-	-	-
b. Government			-	-	-	-	-	-	-	-	-	-	-	-	-	-	-	-	-
c. Institutions			-	-	-	-	-	-	-	-	-	-	-	-	-	-	-	-	-
d. Foreign Portfolio Investor			-	-	-	-	-	-	-	-	-	-	-	-	-	-	-	-	-
f. ANY OTHER																			
Sub-Total (A)(2)			-	-	-	-	-	-	-	-	-	-	-	-	-	-	-	-	-
Total Shareholding of Promoter and Promoter Group (A)= (A)(1)+(A)(2)			4	12,44,62,500	-	-	12,44,62,500	100.00%	12,44,62,500	-	12,44,62,500	100.00%	-	-	-	-	-	-	-

Details of Shares which remain unclaimed may be given here along with details such as number of shareholders, outstanding shares held in demat/unclaimed suspense account, voting rights which are frozen etc. - NA



Table III - Statement showing shareholding pattern of the Public shareholder

	Category & Name of the Shareholders (I)	PAN (II)	Nos. of Shareholder (III)	No. of fully paid up equity shares held (IV)	Partly paid-up equity shares held (V)	No. of shares underlying Depository Receipts (VI)	Total nos. shares held (VII = IV + V + VI)	Shareholding % calculated as per SCRR, 1957 As a % of (A+B+C2) (VIII)	Number of Voting Rights held in each class of securities IX)				No. of Shares Underlying Outstanding convertible securities (including Warrants) (X)	Total Shareholding, as a % assuming full conversion of convertible securities (as a percentage of diluted share capital) (XI)	Number of Locked in shares (XII)		Number of Shares pledged or otherwise encumbered (XIII)		Number of equity shares held in dematerialized form (XIV)
									No. of Voting Rights			Total as a % of Total Voting rights			No.(a)	As a % of total Shares held (b)	No.(a) (Not applicable)	As a % of total Shares held (Not applicable) (b)	
									Class X	Class Y	Total								
1.	INSTITUTIONS																		
a.	Mutual Funds/		-	-	-	-	-	-	-	-	-	-	-	-	-	-	-	-	-
b.	Venture Capital Funds		-	-	-	-	-	-	-	-	-	-	-	-	-	-	-	-	-
c.	Alternate Investment Funds		-	-	-	-	-	-	-	-	-	-	-	-	-	-	-	-	-
d.	Foreign Venture Capital Investors		-	-	-	-	-	-	-	-	-	-	-	-	-	-	-	-	-
e.	Foreign Portfolio Investor (Corporate)		-	-	-	-	-	-	-	-	-	-	-	-	-	-	-	-	-
f.	Financial Institutions/ Banks		-	-	-	-	-	-	-	-	-	-	-	-	-	-	-	-	-
g.	Insurance Companies		-	-	-	-	-	-	-	-	-	-	-	-	-	-	-	-	-
h.	Provident Funds/ Pension Funds		-	-	-	-	-	-	-	-	-	-	-	-	-	-	-	-	-
i.	ANY OTHER		-	-	-	-	-	-	-	-	-	-	-	-	-	-	-	-	-
	Sub-Total (B)(1)		-	-	-	-	-	-	-	-	-	-	-	-	-	-	-	-	-
2 a.	Central Government/ State Government(s)/ President of India		-	-	-	-	-	-	-	-	-	-	-	-	-	-	-	-	-
	Sub-Total (B)(2)		-	-	-	-	-	-	-	-	-	-	-	-	-	-	-	-	-
3.	NON-INSTITUTIONS																		
a.	INDIVIDUALS -																		
	I. Individual shareholders holding nominal share capital up to Rs. 2 lakhs.		-	-	-	-	-	-	-	-	-	-	-	-	-	-	-	-	-
	II. Individual shareholders holding nominal share capital in excess of Rs. 2 lakhs.		-	-	-	-	-	-	-	-	-	-	-	-	-	-	-	-	-
b.	NBFCs registered with RBI		-	-	-	-	-	-	-	-	-	-	-	-	-	-	-	-	-
c.	Employee Trusts		-	-	-	-	-	-	-	-	-	-	-	-	-	-	-	-	-
d.	Overseas Depositories (holding DRs) (balancing figure)		-	-	-	-	-	-	-	-	-	-	-	-	-	-	-	-	-
e.	ANY OTHER		-	-	-	-	-	-	-	-	-	-	-	-	-	-	-	-	-
	Sub-Total (B)(3)		-	-	-	-	-	-	-	-	-	-	-	-	-	-	-	-	-
	Total Public Shareholding (B) = (B)(1)+(B)(2)+(B)(3)		-	-	-	-	-	-	-	-	-	-	-	-	-	-	-	-	-

Details of the shareholders acting as persons in Concert including their Shareholding (No. and %):

Details of Shares which remain unclaimed may be given here along with details such as number of shareholders, outstanding shares held in demat/unclaimed suspense account, voting rights which are frozen etc.




Table IV - Statement showing shareholding pattern of the Non-Promoter - Non Public shareholder

	Category & Name of the Shareholders (I)	PAN (II)	Nos. of Shareholder (III)	No. of fully paid up equity shares held (IV)	Partly paid-up equity shares held (V)	No. of shares underlying Depository Receipts (VI)	Total nos. shares held (VII = IV + V + VI)	Shareholding % calculated as per SCRR, 1957 As a % of (A+B+C2) (VIII)	Number of Voting Rights held in each class of securities (IX)				No. of Shares Underlying Outstanding convertible securities (including Warrants) (X)	Total Shareholding, as a % assuming full conversion of convertible securities (as a percentage of diluted share capital) (XI)	Number of Locked in shares (XII)		Number of Shares pledged or otherwise encumbered (XIII)		Number of equity shares held in dematerialized form (XIV) (Not applicable)
									No of Voting Rights			Total as a % of Total Voting rights			No.(a)	As a % of total Shares held (b)	No.(a) (Not applicable)	As a % of total Shares held (Not applicable) (b)	
									Class X	Class Y	Total								
1	DR Holder		-	-	-	-	-	-	-	-	-	-	-	-	-	-	-	-	-
2	Employee Benefit Trust (under SEBI (Share based Employee Benefit) Regulations, 2014)		-	-	-	-	-	-	-	-	-	-	-	-	-	-	-	-	-
	Total Non-Promoter- Non Public Shareholding (C)= (C)(1)+(C)(2)		-	-	-	-	-	-	-	-	-	-	-	-	-	-	-	-	-



Table V - Statement showing details of significant beneficial owners (SBOs)

Sr. No.	Details of the SBO					Details of the registered owner					Details of holding/ exercise of right of the SBO in the reporting company, whether direct or indirect*:					Date of creation/ acquisition of significant beneficial interest
	Name	PAN	Passport No. in case of a foreign national	Nationality	Nationality (Applicable in case of Any other is selected)	Name	PAN	Passport No. in case of a foreign national	Nationality	Nationality (Applicable in case of Any other is selected)	Whether by virtue of:					
											Shares	Voting rights	Rights on distributable dividend or any other distribution	Exercise of control	Exercise of significant influence	
1	Shri Sharad B Pitti		NA	Indian	NA	Pitti Electrical Equipment Private Limited		NA	Indian	NA	95.25	0	0	0	0	28-Jun-12




Pre-Scheme Shareholding Pattern under Regulation 31 of SEBI (Listing Obligations and Disclosure Requirements) (Without PAN)

1. Name of the Company – **Pitti Rail and Engineering Components Limited ('PRECL')**
2. Scrip Code/Name of Scrip/Class of Security – **NA/NA/Equity**
3. Type of Report – **Pre-amalgamation shareholding pattern - Regulation 31**
4. Shareholding Pattern as on 9th June 2023 (**Pre-Scheme**)
5. Declaration – The Listed Entity is required to submit the following declaration to the extent of submission of information:

	Particulars	Yes*	No*
1	Whether the Listed Entity has issued any partly paid-up shares?	NA [#]	NA [#]
2	Whether the Listed Entity has issued any Convertible Securities or Warrants?	NA [#]	NA [#]
3	Whether the Listed Entity has any shares against which depository receipts are issued?	NA [#]	NA [#]
4	Whether the Listed Entity has any shares in locked-in?	NA [#]	NA [#]
5	Whether any shares held by promoters are pledge or otherwise encumbered?	NA [#]	NA [#]

#Not Applicable, Given the shares of PRECL are not listed

*If the Listed Entity selects the option 'No' for the questions above, the columns for the partly paid-up shares, Outstanding Convertible Securities / Warrants, depository receipts, locked-in shares, No of shares pledged or otherwise encumbered by promoters, as applicable, shall not be displayed at the time of dissemination on the Stock Exchange website. Also, wherever there is 'No' declared by Listed Entity in above table the values will be considered as 'Zero' by default on submission of the format of holding of specified securities.



Registered Office

6-3-648/401, 4th Floor
 Padmaja Landmark, Somajiguda
 Hyderabad – 500 082
 Telangana, India
 T: +91 40 2331 2774 / 2331 2770
 F: +91 40 2339 3985
 precl@pitti.in
 www.pitti.in

CIN: U29100TG2020PLC144524

Shareholding Pattern under Regulation 31 of Securities Exchange Board of India (Listing Obligations & Disclosure Requirements) Regulations, 2015

Table I - Summary Statement holding of specified securities

Category (I)	Category of Shareholder (II)	Nos. of Shareholders (III)	No. of fully paid up equity shares held (IV)	No. of Partly paid-up equity shares held (V)	No. of shares underlying Depository Receipts (VI)	Total nos. shares held (VII) = (IV)+(V)+ (VI)	Shareholding as a % of total no. of shares (calculated as per SCRR, 1957) (VIII) As a % of (A+B+C2)	Number of Voting Rights held in each class of securities (IX)			No. of Shares Underlying Outstanding convertible securities (including Warrants) (X)	Shareholding, as a % assuming full conversion of convertible securities (as a percentage of diluted share capital) (XI)= (VII)+(X) As a % of (A+B+C2)	Number of Locked in shares (XII)		Number of Shares pledged or otherwise encumbered (XIII)		Number of equity shares held in dematerialized form (XIV)	
								No of Voting Rights					Total as a % of (A+B+C)	No.(a)	As a % of total Shares held (b)	No.(a)		As a % of total Shares held (b)
								Class eg: X	Class eg: Y	Total								
A.	PROMOTER & PROMOTER GROUP	7	1,00,000	-	-	1,00,000	100.00%	1,00,000	-	1,00,000	100.00%	-	-	-	-	-		
B.	PUBLIC	0	0	-	-	-	-	-	-	-	-	-	-	-	-	-		
C.	NON PROMOTER-NON PUBLIC	0	0	-	-	-	-	-	-	-	-	-	-	-	-	-		
C1.	SHARES UNDERLYING DRS	0	0	-	-	-	-	-	-	-	-	-	-	-	-	-		
C2.	SHARES HELD BY EMPLOYEE TRUSTS	0	0	-	-	-	-	-	-	-	-	-	-	-	-	-		
	Total	7	1,00,000	-	-	1,00,000	100	1,00,000	-	1,00,000	100.00%	-	-	-	-	-		




Table II - Statement showing shareholding pattern of the Promoter and Promoter Group

	Category & Name of the Shareholders (I)	Entity type i.e., Promoter or Promoter Group Entity	PAN (II)	Nos. of Shareholder (III)	No. of fully paid up equity shares held (IV)	Partly paid-up equity shares held (V)	No. of shares underlying Depository Receipts (VI)	Total nos. shares held (VII = IV + V + VI)	Shareholding % calculated as per SCRR, 1957 As a % of (A+B+C2) (VIII)	Number of Voting Rights held in each class of securities (IX)			No. of Shares Underlying Outstanding convertible securities (as a percentage of diluted share capital) (X)	Shareholding, as a % assuming full conversion of convertible securities (as a percentage of diluted share capital) (XI) = (VII)+(X) as a % of A+B+C2	Number of Locked in shares (XII)		Number of Shares pledged or otherwise encumbered (XIII)		Number of equity shares held in dematerialized form (XIV)	
										No of Voting Rights					Total as a % of Total Voting rights	No.(a)	As a % of total Shares held (b)	No.(a)		As a % of total Shares held (b)
										Class X	Class Y	Total								
1.	INDIAN																			
a.	Individuals/Hindu undivided Family			6	60	-	-	60	0.06%	60	-	60	0.06%	-	0.06%	-	-	-	-	
	Names :																			
	*SHARAD B PITTI	Promoter			10	-	-	10	0.01%	10	-	10	0.01%	-	0.01%	-	-	-	-	
	*AKSHAY S PITTI	Promoter			10	-	-	10	0.01%	10	-	10	0.01%	-	0.01%	-	-	-	-	
	*SANDIP AGARWAL	Promoter			10	-	-	10	0.01%	10	-	10	0.01%	-	0.01%	-	-	-	-	
	*RISHAB GUPTA	Promoter			10	-	-	10	0.01%	10	-	10	0.01%	-	0.01%	-	-	-	-	
	*VARUN AGARWAL	Promoter			10	-	-	10	0.01%	10	-	10	0.01%	-	0.01%	-	-	-	-	
	*M PAVAN KUMAR	Promoter			10	-	-	10	0.01%	10	-	10	0.01%	-	0.01%	-	-	-	-	
b.	Central Government/ State Government(s)			-	-	-	-	0	0	-	-	-	-	-	-	-	-	-	-	
c.	Financial Institutions/ Banks			-	-	-	-	0	0	-	-	-	-	-	-	-	-	-	-	
d.	ANY OTHER																			
	Bodies Corporate			1	99,940	-	-	99,940	99.94%	99,940	-	99,940	99.94%	-	99.94%	-	-	-	-	
	Names :																			
	PITTI ENGINEERING LIMITED	Promoter			99,940	-	-	99,940	99.94%	99,940	-	99,940	99.94%	-	99.94%	0	0	0	0	
	Sub-Total (A)(1)			7	1,00,000	-	-	1,00,000	100.00%	1,00,000	-	1,00,000	100.00%	-	100.00%	0	0	0	0	
2.	FOREIGN																			
a.	Individuals (Non-Resident Individuals/ Foreign Individuals)			-	-	-	-	-	-	-	-	-	-	-	-	0	0	0	0	
b.	Government			-	-	-	-	-	-	-	-	-	-	-	-	0	0	0	0	
c.	Institutions			-	-	-	-	-	-	-	-	-	-	-	-	0	0	0	0	
d.	Foreign Portfolio Investor			-	-	-	-	-	-	-	-	-	-	-	-	0	0	0	0	
f.	ANY OTHER																			
	Sub-Total (A)(2)			-	-	-	-	-	-	-	-	-	-	-	-	-	-	-	-	
	Total Shareholding of Promoter and Promoter Group (A)= (A)(1)+(A)(2)			7	1,00,000	-	-	1,00,000	100.00%	1,00,000	-	1,00,000	100.00%	-	100.00%	-	-	-	-	

Details of Shares which remain unclaimed may be given here along with details such as number of shareholders, outstanding shares held in demat/unclaimed suspense account, voting rights which are frozen etc.-NA

* Nominee shareholders of PEL




Table III - Statement showing shareholding pattern of the Public shareholder

	Category & Name of the Shareholders (I)	PAN (II)	Nos. of Shareholder (III)	No. of fully paid up equity shares held (IV)	Partly paid-up equity shares held (V)	No. of shares underlying Depository Receipts (VI)	Total nos. shares held (VII = IV + V + VI)	Shareholding % calculated as per SCRR, 1957 As a % of (A+B+C2) (VIII)	Number of Voting Rights held in each class of securities IX)			No. of Shares Underlying Outstanding convertible securities (including Warrants) (X)	Total Shareholding, as a % assuming full conversion of convertible securities (as a percentage of diluted share capital) (XI)	Number of Locked in shares (XII)		Number of Shares pledged or otherwise encumbered (XIII)		Number of equity shares held in dematerialized form (XIV)	
									No. of Voting Rights					Total as a % of Total Voting rights	No.(a)	As a % of total Shares held (b)	No.(a) (Not applicable)		As a % of total Shares held (Not applicable) (b)
									Class X	Class Y	Total								
1.	INSTITUTIONS																		
a.	Mutual Funds/																		
b.	Venture Capital Funds																		
c.	Alternate Investment Funds																		
d.	Foreign Venture Capital Investors																		
e.	Foreign Portfolio Investor (Corporate)																		
f.	Financial Institutions/ Banks																		
g.	Insurance Companies																		
h.	Provident Funds/ Pension Funds																		
i.	ANY OTHER																		
	Sub-Total (B)(1)																		
2 a.	Central Government/ State Government(s)/ President of India																		
	Sub-Total (B)(2)																		
3.	NON-INSTITUTIONS																		
a.	INDIVIDUALS -																		
	I. Individual shareholders holding nominal share capital up to Rs. 2 lakhs.																		
	II. Individual shareholders holding nominal share capital in excess of Rs. 2 lakhs.																		
b.	NBFCs registered with RBI																		
c.	Employee Trusts																		
d.	Overseas Depositories (holding DRs) (balancing figure)																		
e.	ANY OTHER																		
	Sub-Total (B)(3)																		
	Total Public Shareholding (B) = (B)(1)+(B)(2)+(B)(3)																		

Details of the shareholders acting as persons in Concert including their Shareholding (No. and %):

Details of Shares which remain unclaimed may be given hear along with details such as number of shareholders, outstanding shares held in demat/unclaimed suspense account, voting rights which are frozen etc.




Table IV - Statement showing shareholding pattern of the Non-Promoter - Non Public shareholder

	Category & Name of the Shareholders (I)	PAN (II)	Nos. of Shareholder (III)	No. of fully paid up equity shares held (IV)	Partly paid-up equity shares held (V)	No. of shares underlying Depository Receipts (VI)	Total nos. shares held (VII = IV + V + VI)	Shareholding % calculated as per SCRR, 1957 As a % of (A+B+C2) (VIII)	Number of Voting Rights held in each class of securities (IX)			No. of Shares Underlying Outstanding convertible securities (including Warrants) (X)	Total Shareholding as a % assuming full conversion of convertible securities (as a percentage of diluted share capital) (XI)	Number of Locked in shares (XII)		Number of Shares pledged or otherwise encumbered (XIII)		Number of equity shares held in dematerialized form (XIV) (Not applicable)	
									No of Voting Rights					Total as a % of Total Voting rights	No.(a)	As a % of total Shares held (b)	No.(a) (Not applicable)		As a % of total Shares held (Not applicable) (b)
									Class X	Class Y	Total								
1	Custodian/ DR Holder		-	-	-	-	-	-	-	-	-	-	-	-	-	-	-	-	-
2	Employee Benefit Trust (under SEBI (Share based Employee Benefit) Regulations, 2014)		-	-	-	-	-	-	-	-	-	-	-	-	-	-	-	-	-
	Total Non-Promoter-Non Public Shareholding (C)= (C)(1)+(C)(2)		-	-	-	-	-	-	-	-	-	-	-	-	-	-	-	-	-




Table V - Statement showing details of significant beneficial owners (SBOs)

Sr. No.	Details of the SBO					Details of the registered owner					Details of holding/ exercise of right of the SBO in the reporting company, whether direct or indirect*:					Date of creation/ acquisition of significant beneficial interest
	Name	PAN	Passport No. in case of a foreign national	Nationality	Nationality (Applicable in case of Any other is selected)	Name	PAN	Passport No. in case of a foreign national	Nationality	Nationality (Applicable in case of Any other is selected)	Whether by virtue of:					
											Shares	Voting rights	Rights on distributable dividend or any other distribution	Exercise of control	Exercise of significant influence	
-	-	-	-	-	-	-	-	-	-	-	-	-	-	-	-	-



Pre-Scheme Shareholding Pattern under Regulation 31 of SEBI (Listing Obligations and Disclosure Requirements) (Without PAN)

1. Name of the Company - Pitti Engineering Limited
2. Scrip Code/Name of Scrip/Class of Security - 513519/ PITTIENG /Equity
3. Type of Report - Pre-amalgamation shareholding pattern - Regulation 31
4. Shareholding Pattern as on June 9, 2023 (Pre-Scheme)
5. Declaration - The Listed Entity is required to submit the following declaration to the extent of submission of information:

	Particulars	Yes*	No*
1	Whether the Listed Entity has issued any partly paid-up shares?		NO
2	Whether the Listed Entity has issued any Convertible Securities or Warrants?		NO
3	Whether the Listed Entity has any shares against which depository receipts are issued?		NO
4	Whether the Listed Entity has any shares in locked-in?		NO
5	Whether any shares held by promoters are pledge or otherwise encumbered?	YES	

*If the Listed Entity selects the option 'No' for the questions above, the columns for the partly paid-up shares, Outstanding Convertible Securities / Warrants, depository receipts, locked-in shares, No of shares pledged or otherwise encumbered by promoters, as applicable, shall not be displayed at the time of dissemination on the Stock Exchange website. Also, wherever there is 'No' declared by Listed Entity in above table the values will be considered as 'Zero' by default on submission of the format of holding of specified securities.

**Registered Office**

6-3-648/401, 4th Floor
Padmaja Landmark, Somajiguda
Hyderabad - 500 082
Telangana, India
T: +91 40 2331 2774 / 2331 2770
F: +91 40 2339 3985
info@pitti.in

CIN: L29253TG1983PLC004141



Shareholding Pattern under Regulation 31 of Securities Exchange Board of India (Listing Obligations and Disclosure Requirements) Regulations, 2015

Table I - Summary Statement holding of specified securities

Category (I)	Category of Shareholder (II)	Nos. of Shareholders (III)	No. of fully paid up equity shares held (IV)	No. of Partly paid-up equity shares held (V)	No. of shares underlying Depository Receipts (VI)	Total nos. shares held (VII) = (IV)+(V)+ (VI)	Shareholding as a % of total no. of shares (calculated as per SCRR, 1957) (VIII) As a % of (A+B+C2)	Number of Voting Rights held in each class of securities (IX)				No. of Shares Underlying Outstanding convertible securities (including Warrants) (X)	Shareholding as a % assuming full conversion of convertible securities (as a percentage of diluted share capital) (XI) = (VII)+(X) As a % of (A+B+C2)	Number of Locked in shares (XII)		Number of Shares pledged or otherwise encumbered (XIII)		Number of equity shares held in dematerialized form (XIV)
								No of Voting Rights			Total as a % of (A+B+C)			No.(a)	As a % of total Shares held (b)	No.(a)	As a % of total Shares held (b)	
								Class eg: X	Class eg: Y	Total								
A.	PROMOTER & PROMOTER GROUP	5	1,90,01,227	-	-	1,90,01,227	59.29%	1,90,01,227	-	1,90,01,227	59.29%	-	59.29%	-	-	38,89,060	20.47%	1,90,01,227
B.	PUBLIC	27,830	1,30,48,840	-	-	1,30,48,840	40.71%	1,30,48,840	-	1,30,48,840	40.71%	-	40.71%	-	-	-	-	1,28,64,792
C.	NON PROMOTER- NON PUBLIC	-	-	-	-	-	-	-	-	-	-	-	-	-	-	-	-	-
C1.	SHARES UNDERLYING DRS	-	-	-	-	-	-	-	-	-	-	-	-	-	-	-	-	-
C2.	SHARES HELD BY EMPLOYEE TRUSTS	-	-	-	-	-	-	-	-	-	-	-	-	-	-	-	-	-
	Total	27,835	3,20,50,067	-	-	3,20,50,067	100.00	3,20,50,067	-	3,20,50,067	100.00	-	100.00	-	-	38,89,060	12.13%	3,18,66,019



Table II - Statement showing shareholding pattern of the Promoter and Promoter Group																			
Category & Name of the Shareholders (I)	Entity type i.e. Promoter or Promoter Group Entity	PAN (II)	Nos. of Shareholder (III)	No. of fully paid up equity shares held (IV)	Partly paid-up equity shares held (V)	No. of shares underlying Depository Receipts (VI)	Total nos. shares held (VII = IV + V + VI)	Shareholding % calculated as per SCRR, 1957 As a % of (A+B+C2) (VIII)	Number of Voting Rights held in each class of securities (IX)			No. of Shares Underlying Outstanding convertible securities (as a percentage of diluted share capital) (X)	Shareholding, as a % assuming full conversion of convertible securities (as a percentage of diluted share capital) (XI) = (VII)+(X) as a % of A+B+C2	Number of Locked in shares (XII)		Number of Shares pledged or otherwise encumbered (XIII)		Number of equity shares held in dematerialized form (XIV)	
									No of Voting Rights					Total as a % of Total Voting rights	No.(a)	As a % of total Shares held (b)	No.(a)		As a % of total Shares held (b)
									Class X	Class Y	Total								
1. INDIAN																			
a. Individuals/Hindu undivided Family			4	1,03,53,960	-	-	1,03,53,960	32.31%	1,03,53,960	-	1,03,53,960	32.31%	-	32.31%	-	-	38,89,060	37.56%	1,03,53,960
Names :																			
SHARAD B PITTI	Promoter			43,49,926	-	-	43,49,926	13.57%	43,49,926	-	43,49,926	13.57%	-	13.57%	-	-	19,59,549	45.05%	43,49,926
AKSHAY S PITTI	Promoter			42,28,414	-	-	42,28,414	13.19%	42,28,414	-	42,28,414	13.19%	-	13.19%	-	-	19,29,511	45.63%	42,28,414
MADHURI S PITTI	Promoter Group			17,58,620	-	-	17,58,620	5.49%	17,58,620	-	17,58,620	5.49%	-	5.49%	-	-	-	-	17,58,620
SHARAD B PITTI HUF	Promoter Group			17,000	-	-	17,000	0.05%	17,000	-	17,000	0.05%	-	0.05%	-	-	-	-	17,000
b. Central Government/ State Government(s)				-	-	-	-	-	-	-	-	-	-	-	-	-	-	-	-
c. Financial Institutions/ Banks				-	-	-	-	-	-	-	-	-	-	-	-	-	-	-	-
d. ANY OTHER																			
Bodies Corporate			1	86,47,267	-	-	86,47,267	26.98%	86,47,267	-	86,47,267	26.98%	-	26.98%	-	-	-	-	86,47,267
Names :																			
PITTI ELECTRICAL EQUIPMENT PRIVATE LIMITED	Promoter Group			86,47,267	-	-	86,47,267	26.98%	86,47,267	-	86,47,267	26.98%	-	26.98%	-	-	-	-	86,47,267
Sub-Total (A)(1)			5	1,90,01,227	-	-	1,90,01,227	59.29%	1,90,01,227	-	1,90,01,227	59.29%	-	59.29%	-	-	38,89,060	20.47%	1,90,01,227
2. FOREIGN																			
a. Individuals (Non-Resident Individuals/ Foreign Individuals)				-	-	-	-	-	-	-	-	-	-	-	-	-	-	-	-
b. Government				-	-	-	-	-	-	-	-	-	-	-	-	-	-	-	-
c. Institutions				-	-	-	-	-	-	-	-	-	-	-	-	-	-	-	-
d. Foreign Portfolio Investor				-	-	-	-	-	-	-	-	-	-	-	-	-	-	-	-
f. ANY OTHER																			
Sub-Total (A)(2)				-	-	-	-	-	-	-	-	-	-	-	-	-	-	-	-
Total Shareholding of Promoter and Promoter Group (A)= (A)(1)+(A)(2)			5	1,90,01,227	-	-	1,90,01,227	59.29%	1,90,01,227	-	1,90,01,227	59.29%	-	59.29%	-	-	38,89,060	20.47%	1,90,01,227
Details of Shares which remain unclaimed may be given here along with details such as number of shareholders, outstanding shares held in demat/unclaimed suspense account, voting rights which are frozen etc.																			



Table III - Statement showing shareholding pattern of the Public shareholder																		
Category & Name of the Shareholders (i)	PAN (ii)	Nos. of Shareholder (iii)	No. of fully paid up equity shares held (iv)	Partly paid-up equity shares held (v)	No. of shares underlying Depository Receipts (vi)	Total nos. shares held (VII = IV + V + VI)	Shareholding % calculated as per SCRR, 1957 As a % of (A+B+C2) (viii)	Number of Voting Rights held in each class of securities (X)				No. of Shares Underlying Outstanding convertible securities (including Warrants) (X)	Total Shareholding as a % assuming full conversion of convertible securities (as a percentage of diluted share capital) (xi)	Number of Locked in shares (XII)		Number of Shares pledged or otherwise encumbered (XIII)		Number of equity shares held in dematerialized form (XIV)
								No of Voting Rights			Total as a % of Total Voting rights			No. (a)	As a % of total Shares held (b)	No. (a)	As a % of total Shares held (Not applicable) (b)	
								Class X	Class Y	Total								
1. INSTITUTIONS																		
a. Mutual Funds/		1	10,11,117	-	-	10,11,117	3.15%	10,11,117	-	10,11,117	3.15%	-	3.15%	-	-	-	-	10,11,117
Names:																		
LIC Mutual Fund			10,11,117	-	-	10,11,117	3.15%	10,11,117	-	10,11,117	3.15%	-	3.15%	-	-	-	-	10,11,117
b. Venture Capital Funds		-	-	-	-	-	-	-	-	-	-	-	-	-	-	-	-	-
c. Alternate Investment Funds		2	4,20,310	-	-	4,20,310	1.51%	4,20,310	-	4,20,310	1.51%	-	1.51%	-	-	-	-	4,20,310
d. Foreign Venture Capital Investors		-	-	-	-	-	-	-	-	-	-	-	-	-	-	-	-	-
e. Foreign Portfolio Investor		2	19,759	-	-	19,759	0.06%	19,759	-	19,759	0.06%	-	0.06%	-	-	-	-	19,759
f. Financial Institutions/ Banks		-	-	-	-	-	-	-	-	-	-	-	-	-	-	-	-	-
g. Insurance Companies		1	5,99,599	-	-	5,99,599	1.87%	5,99,599	-	5,99,599	1.87%	-	1.87%	-	-	-	-	5,99,599
Names:																		
Kotak Mahindra Life Insurance Company Ltd			5,99,599	-	-	5,99,599	1.87%	5,99,599	-	5,99,599	1.87%	-	1.87%	-	-	-	-	5,99,599
h. Provident Funds/ Pension Funds		-	-	-	-	-	-	-	-	-	-	-	-	-	-	-	-	-
i. ANY OTHER																		
Sub-Total (B)(1)		6	20,50,785	-	-	20,50,785	6.40%	20,50,785	-	20,50,785	6.40%	-	6.40%	-	-	-	-	20,50,785
2 a. Central Government/ State Government(s)/ President of India																		
Sub-Total (B)(2)		-	-	-	-	-	-	-	-	-	-	-	-	-	-	-	-	-
3. NON-INSTITUTIONS																		
a. INDIVIDUALS -																		
I. Individual shareholders holding nominal share capital up to Rs. 2 lakhs.		26,768	59,92,413	-	-	59,92,413	18.70%	59,92,413	-	59,92,413	18.70%	-	18.70%	-	-	-	-	58,08,365
II. Individual shareholders holding nominal share capital in excess of Rs. 2 lakhs.		16	20,77,655	-	-	20,77,655	6.48%	20,77,655	-	20,77,655	6.48%	-	6.48%	-	-	-	-	20,77,655
Names:																		
Atul Agarwal			4,00,000	-	-	4,00,000	1.25%	4,00,000	-	4,00,000	1.25%	-	1.25%	-	-	-	-	4,00,000
b. NBFCs registered with RBI																		
c. Employee Trusts																		
d. Overseas Depositories (holding DRs) (balancing figure)																		
e. ANY OTHER		1,040	29,27,987	-	-	29,27,987	9.14%	29,27,987	-	29,27,987	9.14%	-	9.14%	-	-	-	-	29,27,987
Bodies Corporate		193	17,15,137	-	-	17,15,137	5.35%	17,15,137	-	17,15,137	5.35%	-	5.35%	-	-	-	-	17,15,137
IEFF		1	3,99,617	-	-	3,99,617	1.25%	3,99,617	-	3,99,617	1.25%	-	1.25%	-	-	-	-	3,99,617
NRI		438	3,59,704	-	-	3,59,704	1.12%	3,59,704	-	3,59,704	1.12%	-	1.12%	-	-	-	-	3,59,704
HUF		402	4,50,958	-	-	4,50,958	1.41%	4,50,958	-	4,50,958	1.41%	-	1.41%	-	-	-	-	4,50,958
Independent Directors		2	1,620	-	-	1,620	0.01%	1,620	-	1,620	0.01%	-	0.01%	-	-	-	-	1,620
Clearing Members		4	951	-	-	951	0.00%	951	-	951	0.00%	-	0.00%	-	-	-	-	951
Sub-Total (B)(3)		27,824	1,09,98,055	-	-	1,09,98,055	34.32%	1,09,98,055	-	1,09,98,055	34.32%	-	34.32%	-	-	-	-	1,08,14,007
Total Public Shareholding (B) = (B)(1)+(B)(2)+(B)(3)		27,830	1,30,48,840	-	-	1,30,48,840	40.71%	1,30,48,840	-	1,30,48,840	40.71%	-	40.71%	-	-	-	-	1,28,64,792

Details of the shareholders acting as persons in Concert including their Shareholding (No. and %):

Details of Shares which remain unclaimed may be given hear along with details such as number of shareholders, outstanding shares held in demat/unclaimed suspense account, voting rights which are frozen etc.

Shares in Unclaimed Suspense Account - 27800

Table IV - Statement showing shareholding pattern of the Non-Promoter - Non Public shareholder

Category & Name of the Shareholders (I)	PAN (II)	Nos. of Shareholder (III)	No. of fully paid up equity shares held (IV)	Partly paid-up equity shares held (V)	No. of shares underlying Depository Receipts (VI)	Total nos. shares held (VII = IV + V + VI)	Shareholding % calculated as per SCRR, 1957 As a % of (A+B+C2) (VIII)	Number of Voting Rights held in each class of securities (IX)				No. of Shares Underlying Outstanding convertible securities (including Warrants) (X)	Total Shareholding as a % assuming full conversion of convertible securities (as a percentage of diluted share capital) (XI)	Number of Locked in shares (XII)		Number of Shares pledged or otherwise encumbered (XIII)		Number of equity shares held in dematerialized form (XIV) (Not applicable)
								No of Voting Rights			Total as a % of Total Voting rights			No.(a)	As a % of total Shares held (b)	No.(a) (Not applicable)	As a % of total Shares held (Not applicable) (b)	
								Class	Class	Total								
								X	Y									
1 Custodian / DR Holder		-	-	-	-	-	-	-	-	-	-	-	-	-	-	-	-	-
2 Employee Benefit Trust (under SEBI (Share based Employee Benefit) Regulations, 2014)		-	-	-	-	-	-	-	-	-	-	-	-	-	-	-	-	-
Total Non-Promoter-Non Public Shareholding (C)= (C)(1)+(C)(2)		-	-	-	-	-	-	-	-	-	-	-	-	-	-	-	-	-



Table V - Statement showing details of significant beneficial owners (SBOs)

Sr. No.	Details of the SBO					Details of the registered owner					Details of holding/ exercise of right of the SBO in the reporting company, whether direct or indirect*:					Date of creation/ acquisition of significant beneficial interest
	Name	PAN	Passport No. in case of a foreign national	Nationality	Nationality (Applicable in case of Any other is selected)	Name	PAN	Passport No. in case of a foreign national	Nationality	Nationality (Applicable in case of Any other is selected)	Whether by virtue of:					
											Shares	Voting rights	Rights on distributable dividend or any other distribution	Exercise of control	Exercise of significant influence	
1	Shri Sharad B Pitti		NA	Indian	NA	Pitti Electrical Equipment Private Limited		NA	Indian	-	40.60	-	-	-	-	27-Sep-95





PITTI CASTINGS PRIVATE LIMITED

Regd. Off : 6-3-648/401, 4th Floor, Padmaja Land Mark, Somajiguda, Hyderabad - 500 082.

Works : Survey No. 53, Macharam Village, Balanagar Mandal, Mahaboobnagar Dist., Telangana.

Ph: Off : 040-23312774, 23312770, Fax : 23393985, E-mail : pitti.castings@pitti.in

CIN : U27310TG2011PTC077833


Post-Scheme Shareholding Pattern under Regulation 31 of SEBI (Listing Obligations and Disclosure Requirements) (Without PAN)

1. Name of the Company - Pitti Castings Private Limited ('PCPL')
2. Scrip Code/Name of Scrip/Class of Security - NA/NA/Equity
3. Type of Report - Post-amalgamation shareholding pattern - Regulation 31
4. Shareholding Pattern as on 9th June 2023 (Post-Scheme)
5. Declaration - The Listed Entity is required to submit the following declaration to the extent of submission of information:

	Particulars	Yes*	No*
1	Whether the Listed Entity has issued any partly paid-up shares?	NA#	NA#
2	Whether the Listed Entity has issued any Convertible Securities or Warrants?	NA#	NA#
3	Whether the Listed Entity has any shares against which depository receipts are issued?	NA#	NA#
4	Whether the Listed Entity has any shares in locked-in?	NA#	NA#
5	Whether any shares held by promoters are pledge or otherwise encumbered?	NA#	NA#

#Not Applicable, Given the shares of PCPL are not listed

*If the Listed Entity selects the option 'No' for the questions above, the columns for the partly paid-up shares, Outstanding Convertible Securities / Warrants, depository receipts, locked-in shares, No of shares pledged or otherwise encumbered by promoters, as applicable, shall not be displayed at the time of dissemination on the Stock Exchange website. Also, wherever there is 'No' declared by Listed Entity in above table the values will be considered as 'Zero' by default on submission of the format of holding of specified securities.



Shareholding Pattern under Regulation 31 of Securities Exchange Board of India (Listing Obligations & Disclosure Requirements) Regulations, 2015

Table I - Summary Statement holding of specified securities

Category (I)	Category of Shareholder (II)	Nos. of Shareholders (III)	No. of fully paid up equity shares held (IV)	No. of Partly paid-up equity shares held (V)	No. of shares underlying Depository Receipts (VI)	Total nos. shares held (VII) = (IV)+(V)+ (VI)	Shareholding as a % of total no. of shares (calculated as per SCRR, 1957) (VIII) As a % of (A+B+C2)	Number of Voting Rights held in each class of securities (IX)				No. of Shares Underlying Outstanding convertible securities (including Warrants) (X)	Shareholding, as a % assuming full conversion of convertible securities (as a percentage of diluted share capital) (XI) = (VII)+(X) As a % of (A+B+C2)	Number of Locked in shares (XII)		Number of Shares pledged or otherwise encumbered (XIII)		Number of equity shares held in dematerialized form (XIV)
								No of Voting Rights			Total as a % of (A+B+C)			No.(a)	As a % of total Shares held (b)	No.(a)	As a % of total Shares held (b)	
								Class eg: X	Class eg: Y	Total								
A.	PROMOTER & PROMOTER GROUP	-	-	-	-	-	-	-	-	-	-	-	-	-	-	-	-	-
B.	PUBLIC	-	-	-	-	-	-	-	-	-	-	-	-	-	-	-	-	-
C.	NON PROMOTER-NON PUBLIC	-	-	-	-	-	-	-	-	-	-	-	-	-	-	-	-	-
C1.	SHARES UNDERLYING DRS	-	-	-	-	-	-	-	-	-	-	-	-	-	-	-	-	-
C2.	SHARES HELD BY EMPLOYEE TRUSTS	-	-	-	-	-	-	-	-	-	-	-	-	-	-	-	-	-
	Total	-	-	-	-	-	-	-	-	-	-	-	-	-	-	-	-	-



Table II - Statement showing shareholding pattern of the Promoter and Promoter Group

	Category & Name of the Shareholders (I)	Entity type i.e. Promoter or Promoter Group Entity	PAN (II)	Nos. of Shareholder (III)	No. of fully paid up equity shares held (IV)	Partly paid-up equity shares held (V)	No. of shares underlying Depository Receipts (VI)	Total nos. shares held (VII = IV + V + VI)	Shareholding % calculated as per SCRR, 1957 As a % of (A+B+C2) (VIII)	Number of Voting Rights held in each class of securities (IX)				No. of Shares Underlying Outstanding convertible securities (as a percentage of diluted share capital) (X)	Shareholding, as a % assuming full conversion of convertible securities (as a percentage of diluted share capital) (XI) = (VII)+(X) as a % of A+B+C2	Number of Locked in shares (XII)		Number of Shares pledged or otherwise encumbered (XIII)		Number of equity shares held in dematerialized form (XIV)
										No of Voting Rights			Total as a % of Total Voting rights			No.(a)	As a % of total Shares held (b)	No.(a)	As a % of total Shares held (b)	
										Class X	Class Y	Total								
1.	INDIAN																			
a.	Individuals/Hindu undivided Family	-																		
b.	Central Government/ State Government(s)	-																		
c.	Financial Institutions/ Banks	-																		
d.	ANY OTHER																			
	Bodies Corporate	-																		
	Sub-Total (A)(1)																			
2.	FOREIGN																			
a.	Individuals (Non-Resident Individuals/ Foreign Individuals)	-																		
b.	Government	-																		
c.	Institutions	-																		
d.	Foreign Portfolio Investor	-																		
f.	ANY OTHER																			
	Sub-Total (A)(2)																			
	Total Shareholding of Promoter and Promoter Group (A)= (A)(1)+(A)(2)																			

Details of Shares which remain unclaimed may be given here along with details such as number of shareholders, outstanding shares held in demat/unclaimed suspense account, voting rights which are frozen etc. - NA



Table III - Statement showing shareholding pattern of the Public shareholder

	Category & Name of the Shareholders (I)	PAN (II)	Nos. of Shareholder (III)	No. of fully paid up equity shares held (IV)	Partly paid-up equity shares held (V)	No. of shares underlying Depository Receipts (VI)	Total nos. shares held (VII = IV + V + VI)	Shareholding % calculated as per SCRR, 1957 As a % of (A+B+C2) (VIII)	Number of Voting Rights held in each class of securities IX)				No. of Shares Underlying Outstanding convertible securities (including Warrants) (X)	Total Shareholding, as a % assuming full conversion of convertible securities (as a percentage of diluted share capital) (XI)	Number of Locked in shares (XII)		Number of Shares pledged or otherwise encumbered (XIII)		Number of equity shares held in dematerialized form (XIV)
									Class X	Class Y	Total	Total as a % of Total Voting rights			No.(a)	As a % of total Shares held (b)	No.(a) (Not applicable)	As a % of total Shares held (Not applicable) (b)	
1.	INSTITUTIONS																		
a.	Mutual Funds/		-	-	-	-	-	-	-	-	-	-	-	-	-	-	-	-	-
b.	Venture Capital Funds		-	-	-	-	-	-	-	-	-	-	-	-	-	-	-	-	-
c.	Alternate Investment Funds		-	-	-	-	-	-	-	-	-	-	-	-	-	-	-	-	-
d.	Foreign Venture Capital Investors		-	-	-	-	-	-	-	-	-	-	-	-	-	-	-	-	-
e.	Foreign Portfolio Investor (Corporate)		-	-	-	-	-	-	-	-	-	-	-	-	-	-	-	-	-
f.	Financial Institutions/ Banks		-	-	-	-	-	-	-	-	-	-	-	-	-	-	-	-	-
g.	Insurance Companies		-	-	-	-	-	-	-	-	-	-	-	-	-	-	-	-	-
h.	Provident Funds/ Pension Funds		-	-	-	-	-	-	-	-	-	-	-	-	-	-	-	-	-
i.	ANY OTHER		-	-	-	-	-	-	-	-	-	-	-	-	-	-	-	-	-
	Sub-Total (B)(1)		-	-	-	-	-	-	-	-	-	-	-	-	-	-	-	-	-
2 a.	Central Government/ State Government(s)/ President of India		-	-	-	-	-	-	-	-	-	-	-	-	-	-	-	-	-
	Sub-Total (B)(2)		-	-	-	-	-	-	-	-	-	-	-	-	-	-	-	-	-
3.	NON-INSTITUTIONS																		
a.	INDIVIDUALS -																		
	I. Individual shareholders holding nominal share capital up to Rs. 2 lakhs.		-	-	-	-	-	-	-	-	-	-	-	-	-	-	-	-	-
	II. Individual shareholders holding nominal share capital in excess of Rs. 2 lakhs.		-	-	-	-	-	-	-	-	-	-	-	-	-	-	-	-	-
b.	NBFCs registered with RBI		-	-	-	-	-	-	-	-	-	-	-	-	-	-	-	-	-
c.	Employee Trusts		-	-	-	-	-	-	-	-	-	-	-	-	-	-	-	-	-
d.	Overseas Depositories (holding DRs) (balancing figure)		-	-	-	-	-	-	-	-	-	-	-	-	-	-	-	-	-
e.	ANY OTHER		-	-	-	-	-	-	-	-	-	-	-	-	-	-	-	-	-
	Sub-Total (B)(3)		-	-	-	-	-	-	-	-	-	-	-	-	-	-	-	-	-
	Total Public Shareholding (B) = (B)(1)+(B)(2)+(B)(3)		-	-	-	-	-	-	-	-	-	-	-	-	-	-	-	-	-

Details of the shareholders acting as persons in Concert including their Shareholding (No. and %):

Details of Shares which remain unclaimed may be given hear along with details such as number of shareholders, outstanding shares held in dema/unclaimed suspense account, voting rights which are frozen etc.




Table IV - Statement showing shareholding pattern of the Non-Promoter - Non Public shareholder

	Category & Name of the Shareholders (I)	PAN (II)	Nos. of Shareholder (III)	No. of fully paid up equity shares held (IV)	Partly paid-up equity shares held (V)	No. of shares underlying Depository Receipts (VI)	Total nos. shares held (VII = IV + V + VI)	Shareholding % calculated as per SCRR, 1957 As a % of (A+B+C2) (VIII)	Number of Voting Rights held in each class of securities (IX)				No. of Shares Underlying Outstanding convertible securities (including Warrants) (X)	Total Shareholding, as a % assuming full conversion of convertible securities (as a percentage of diluted share capital) (XI)	Number of Locked in shares (XII)		Number of Shares pledged or otherwise encumbered (XIII)		Number of equity shares held in dematerialized form (XIV) (Not applicable)
									No of Voting Rights			Total as a % of Total Voting rights			No.(a)	As a % of total Shares held (b)	No.(a) (Not applicable)	As a % of total Shares held (Not applicable) (b)	
									Class X	Class Y	Total								
1	DR Holder		-	-	-	-	-	-	-	-	-	-	-	-	-	-	-	-	-
2	Employee Benefit Trust (under SEBI (Share based Employee Benefit) Regulations, 2014)		-	-	-	-	-	-	-	-	-	-	-	-	-	-	-	-	-
	Total Non-Promoter- Non Public Shareholding (C)= (C)(1)+(C)(2)		-	-	-	-	-	-	-	-	-	-	-	-	-	-	-	-	-



Table V - Statement showing details of significant beneficial owners (SBOs)

Sr. No.	Details of the SBO					Details of the registered owner					Details of holding/ exercise of right of the SBO in the reporting company, whether direct or indirect*:					Date of creation/ acquisition of significant beneficial interest
	Name	PAN	Passport No. in case of a foreign national	Nationality	Nationality (Applicable in case of Any other is selected)	Name	PAN	Passport No. in case of a foreign national	Nationality	Nationality (Applicable in case of Any other is selected)	Whether by virtue of:					
											Shares	Voting rights	Rights on distributable dividend or any other distribution	Exercise of control	Exercise of significant influence	
-	-		-	-	-	-	-	-	-	-	-	-	-	-	-	-



Post-Scheme Shareholding Pattern under Regulation 31 of SEBI (Listing Obligations and Disclosure Requirements) (Without PAN)

1. Name of the Company – Pitti Rail and Engineering Components Limited ('PRECL')
2. Scrip Code/Name of Scrip/Class of Security – NA/ NA/Equity
3. Type of Report – Post-amalgamation shareholding pattern - Regulation 31
4. Shareholding Pattern as on 9th June 2023 (Post-Scheme)
5. Declaration – The Listed Entity is required to submit the following declaration to the extent of submission of information:

	Particulars	Yes*	No*
1	Whether the Listed Entity has issued any partly paid-up shares?	NA#	NA#
2	Whether the Listed Entity has issued any Convertible Securities or Warrants?	NA#	NA#
3	Whether the Listed Entity has any shares against which depository receipts are issued?	NA#	NA#
4	Whether the Listed Entity has any shares in locked-in?	NA#	NA#
5	Whether any shares held by promoters are pledge or otherwise encumbered?	NA#	NA#

#Not Applicable, Given the shares of PRECL are not listed

*If the Listed Entity selects the option 'No' for the questions above, the columns for the partly paid-up shares, Outstanding Convertible Securities / Warrants, depository receipts, locked-in shares, No of shares pledged or otherwise encumbered by promoters, as applicable, shall not be displayed at the time of dissemination on the Stock Exchange website. Also, wherever there is 'No' declared by Listed Entity in above table the values will be considered as 'Zero' by default on submission of the format of holding of specified securities.



CIN: U29100TG2020PLC144524

Registered Office

6-3-648/401, 4th Floor
 Padmaja Landmark, Somajiguda
 Hyderabad – 500 082
 Telangana, India
 T: +91 40 2331 2774 / 2331 2770
 F: +91 40 2339 3985
 precl@pitti.in
 www.pitti.in

Shareholding Pattern under Regulation 31 of Securities Exchange Board of India (Listing Obligations & Disclosure Requirements) Regulations, 2015

Table I - Summary Statement holding of specified securities

Category (I)	Category of Shareholder (II)	Nos. of Shareholders (III)	No. of fully paid up equity shares held (IV)	No. of Partly paid-up equity shares held (V)	No. of shares underlying Depository Receipts (VI)	Total nos. shares held (VII) = (IV)+(V)+ (VI)	Shareholding as a % of total no. of shares (calculated as per SCRR, 1957) (VIII) As a % of (A+B+C2)	Number of Voting Rights held in each class of securities (IX)				No. of Shares Underlying Outstanding convertible securities (including Warrants) (X)	Shareholding, as a % assuming full conversion of convertible securities (as a percentage of diluted share capital) (XI)= (VII)+(X) As a % of (A+B+C2)	Number of Locked in shares (XII)		Number of Shares pledged or otherwise encumbered (XIII)		Number of equity shares held in dematerialized form (XIV)
								No of Voting Rights			Total as a % of (A+B+C)			No.(a)	As a % of total Shares held (b)	No.(a)	As a % of total Shares held (b)	
								Class eg: X	Class eg: Y	Total								
A.	PROMOTER & PROMOTER GROUP	-	-	-	-	-	-	-	-	-	-	-	-	-	-	-	-	-
B.	PUBLIC	-	-	-	-	-	-	-	-	-	-	-	-	-	-	-	-	-
C.	NON PROMOTER-NON PUBLIC	-	-	-	-	-	-	-	-	-	-	-	-	-	-	-	-	-
C1.	SHARES UNDERLYING DRS	-	-	-	-	-	-	-	-	-	-	-	-	-	-	-	-	-
C2.	SHARES HELD BY EMPLOYEE TRUSTS	-	-	-	-	-	-	-	-	-	-	-	-	-	-	-	-	-
	Total	-	-	-	-	-	-	-	-	-	-	-	-	-	-	-	-	-



Table II - Statement showing shareholding pattern of the Promoter and Promoter Group

Category & Name of the Shareholders (I)	Entity type i.e. Promoter or Promoter Group Entity	PAN (II)	Nos. of Shareholder (III)	No. of fully paid up equity shares held (IV)	Partly paid-up equity shares held (V)	No. of shares underlying Depository Receipts (VI)	Total nos. shares held (VII = IV + V + VI)	Shareholding % calculated as per SCRR, 1957 As a % of (A+B+C2) (VIII)	Number of Voting Rights held in each class of securities (IX)			No. of Shares Underlying Outstanding convertible securities (as a percentage of diluted share capital) (X)	Shareholding, as a % assuming full conversion of convertible securities (as a percentage of diluted share capital) (XI) = (VII)+(X) as a % of A+B+C2	Number of Locked in shares (XII)		Number of Shares pledged or otherwise encumbered (XIII)		Number of equity shares held in dematerialized form (XIV)	
									No of Voting Rights					Total as a % of Total Voting rights	No.(a)	As a % of total Shares held (b)	No.(a)		As a % of total Shares held (b)
									Class X	Class Y	Total								
1. INDIAN																			
a. Individuals/Hindu undivided Family																			
b. Central Government/ State Government(s)																			
c. Financial Institutions/ Banks																			
d. ANY OTHER																			
Bodies Corporate																			
Sub-Total (A)(1)																			
2. FOREIGN																			
a. Individuals (Non-Resident Individuals/ Foreign Individuals)																			
b. Government																			
c. Institutions																			
d. Foreign Portfolio Investor																			
f. ANY OTHER																			
Sub-Total (A)(2)																			
Total Shareholding of Promoter and Promoter Group (A)= (A)(1)+(A)(2)																			

Details of Shares which remain unclaimed may be given here along with details such as number of shareholders, outstanding shares held in demat/unclaimed suspense account, voting rights which are frozen etc.-NA

* Nominee shareholders of PEL




Table III - Statement showing shareholding pattern of the Public shareholder

Category & Name of the Shareholders (i)	PAN (ii)	No. of Shareholder (iii)	No. of fully paid up equity shares held (iv)	Partly paid-up equity shares held (v)	No. of shares underlying Depository Receipts (vi)	Total nos. shares held (VII = IV + V + VI)	Shareholding % calculated as per SCRR, 1957 As a % of (A)-(B+C) (viii)	Number of Voting Rights held in each class of securities (i)				No. of Shares Underlying Outstanding convertible securities (including Warrants) (x)	Total Shareholding as a % assuming full conversion of convertible securities (as a percentage of diluted share capital) (xi)	Number of Locked in shares (xii)		Number of Shares pledged or otherwise encumbered (xiii)		Number of equity shares held in dematerialized form (xiv)
								No. of Voting Rights			Total as a % of Total Voting rights			No (a)	As a % of total Shares held (b)	No (a)	As a % of total Shares held (b)	
								Class X	Class Y	Total								
I. INSTITUTIONS																		
a. Mutual Funds																		
b. Venture Capital Funds																		
c. Alternate Investment Funds																		
d. Foreign Venture Capital Investors																		
e. Foreign Portfolio Investor (Corporate)																		
f. NRI - Repat-HUF																		
g. Financial Institutions/ Banks																		
h. Insurance Companies																		
i. Provident Funds/ Pension Funds																		
j. ANY OTHER																		
FOREIGN INSTITUTIONAL INVESTORS																		
k. Market Maker																		
Sub-Total (B)(1)																		
2. Central Government/ State Government(s)/ President of India																		
Sub-Total (B)(2)																		
NON-INSTITUTIONS																		
a. INDIVIDUALS -																		
i. Individual shareholders holding nominal share capital up to Rs. 2 lakhs.																		
ii. Individual shareholders holding nominal share capital in excess of Rs. 2 lakhs.																		
b. NBFCs registered with RBI																		
c. Employee Trusts																		
d. Overseas Depositories (holding DRs) (balancing figure)																		
e. ANY OTHER																		
BODIES CORPORATE																		
Clearing Members																		
Employers																		
FOREIGN CORPORATE BODIES																		
Foreign Portfolio Investor (Individual)																		
HINDU UNDIVIDED FAMILIES																		
JEFF																		
NRI - DR																		
NRI - Non- Repat																		
NRI - Repat																		
OTHERS																		
TRUSTS																		
e. NRI - Repat-Minor																		
Sub-Total (B)(3)																		
Total Public Shareholding (B) = (B)(1) + (B)(2) + (B)(3)																		

Details of the shareholders acting in Concert including their Shareholding (If any)

Details of Shares which remain unclaimed may be given along with details such as number of shareholders, outstanding shares held in demat/unclaimed suspense account, voting rights which are frozen etc.



Table IV - Statement showing shareholding pattern of the Non-Promoter - Non Public shareholder

Category & Name of the Shareholders (I)	PAN (II)	Nos. of Shareholder (III)	No. of fully paid up equity shares held (IV)	Partly paid-up equity shares held (V)		Total nos. shares held (VII = IV + V + VI)	Shareholding % calculated as per SCRR, 1957 As a % of (A+B+C2) (VIII)	Number of Voting Rights held in each class of securities (IX)				No. of Shares Underlying Outstanding convertible securities (including Warrants) (X)	Total Shareholding, as a % assuming full conversion of convertible securities (as a percentage of diluted share capital) (XI)	Number of Locked in shares (XII)		Number of Shares pledged or otherwise encumbered (XIII)		Number of equity shares held in dematerialized form (XIV) (Not applicable)
								No of Voting Rights			Total as a % of Total Voting rights			No.(a)	As a % of total Shares held (b)	No.(a) (Not applicable)	As a % of total Shares held (Not applicable) (b)	
								Class X	Class Y	Total								
1	DR Holder	-	-	-	-	-	-	-	-	-	-	-	-	-	-	-	-	-
2	Employee Benefit Trust (under SEBI (Share based Employee Benefit) Regulations, 2014)	-	-	-	-	-	-	-	-	-	-	-	-	-	-	-	-	-
Total Non-Promoter- Non Public Shareholding (C)= (C)(1)+(C)(2)		-	-	-	-	-	-	-	-	-	-	-	-	-	-	-	-	-



Table V - Statement showing details of significant beneficial owners (SBOs)

Sr. No.	Details of the SBO					Details of the registered owner					Details of holding/ exercise of right of the SBO in the reporting company, whether direct or indirect*:					Date of creation/ acquisition of significant beneficial interest	
	Name	PAN	Passport No. in case of a foreign national	Nationality	Nationality (Applicable in case of Any other is selected)	Name	PAN	Passport No. in case of a foreign national	Nationality	Nationality (Applicable in case of Any other is selected)	Whether by virtue of:						
											Shares	Voting rights	Rights on distributable dividend or any other distribution	Exercise of control	Exercise of significant influence		
-	-	-	-	-	-	-	-	-	-	-	-	-	-	-	-	-	-



Post-Scheme Shareholding Pattern under Regulation 31 of SEBI (Listing Obligations and Disclosure Requirements) (Without PAN)

1. Name of the Company – **Pitti Engineering Limited**
2. Scrip Code/Name of Scrip/Class of Security – **513519/ PITTIENG /Equity**
3. Type of Report – **Post-amalgamation shareholding pattern - Regulation 31**
4. Shareholding Pattern as on **June 9 2023 (Post-Scheme)**
5. Declaration – The Listed Entity is required to submit the following declaration to the extent of submission of information:

	Particulars	Yes*	No*
1	Whether the Listed Entity has issued any partly paid-up shares?		NO
2	Whether the Listed Entity has issued any Convertible Securities or Warrants?		NO
3	Whether the Listed Entity has any shares against which depository receipts are issued?		NO
4	Whether the Listed Entity has any shares in locked-in?		NO
5	Whether any shares held by promoters are pledge or otherwise encumbered?	YES	

*If the Listed Entity selects the option 'No' for the questions above, the columns for the partly paid-up shares, Outstanding Convertible Securities / Warrants, depository receipts, locked-in shares, No of shares pledged or otherwise encumbered by promoters, as applicable, shall not be displayed at the time of dissemination on the Stock Exchange website. Also, wherever there is 'No' declared by Listed Entity in above table the values will be considered as 'Zero' by default on submission of the format of holding of specified securities.



Registered Office

6-3-648/401, 4th Floor
Padmaja Landmark, Somajiguda
Hyderabad – 500 082
Telangana, India
T: +91 40 2331 2774 / 2331 2770
F: +91 40 2339 3985

CIN: L29253TG1983PLC004141



Shareholding Pattern under Regulation 31 of Securities Exchange Board of India (Listing Obligations and Disclosure Requirements) Regulations, 2015

Table I - Summary Statement holding of specified securities

Category (I)	Category of Shareholder (II)	Nos. of Shareholders (III)	No. of fully paid up equity shares held (IV)	No. of Partly paid-up equity shares held (V)	No. of shares underlying Depository Receipts (VI)	Total nos. shares held (VII) = (IV)+(V)+ (VI)	Shareholding as a % of total no. of shares (calculated as per SCRR, 1957) (VIII) As a % of (A+B+C2)	Number of Voting Rights held in each class of securities (IX)				No. of Shares Outstanding convertible securities (including Warrants) (X)	Shareholding, as a % assuming full conversion of convertible securities (as a percentage of diluted share capital) (XI) = (VII)+(X) As a % of (A+B+C2)	Number of Locked in shares (XII)		Number of Shares pledged or otherwise encumbered (XIII)		Number of equity shares held in dematerialized form (XIV)
								No of Voting Rights			Total as a % of (A+B+C)			No.(a)	As a % of total Shares held (b)	No.(a)	As a % of total Shares held (b)	
								Class eg: X	Class eg: Y	Total								
A.	PROMOTER & PROMOTER GROUP	5	2,11,89,999	-	-	2,11,89,999	61.89%	2,11,89,999	-	2,11,89,999	61.89%	-	61.89%	-	-	38,89,060	18.35%	2,11,89,999
B.	PUBLIC	27,830	1,30,48,840	-	-	1,30,48,840	38.11%	1,30,48,840	-	1,30,48,840	38.11%	-	38.11%	-	-	-	-	1,28,64,792
C.	NON PROMOTER-NON PUBLIC	-	-	-	-	-	-	-	-	-	-	-	-	-	-	-	-	-
C1.	SHARES UNDERLYING DRS	-	-	-	-	-	-	-	-	-	-	-	-	-	-	-	-	-
C2.	SHARES HELD BY EMPLOYEE TRUSTS	-	-	-	-	-	-	-	-	-	-	-	-	-	-	-	-	-
	Total	27,835	3,42,38,839	-	-	3,42,38,839	100.00	3,42,38,839	-	3,42,38,839	100.00	-	100.00	-	-	38,89,060	11.36%	3,40,54,791



Table II - Statement showing shareholding pattern of the Promoter and Promoter Group

Category & Name of the Shareholders (I)	Entity type i.e. Promoter or Promoter Group Entity	PAN (II)	Nos. of Shareholder (III)	No. of fully paid up equity shares held (IV)	Partly paid-up equity shares held (V)	No. of shares underlying Depository Receipts (VI)	Total nos. shares held (VII = IV + V + VI)	Shareholding % calculated as per SCRR, 1957 As a % of (A+B+C2) (VIII)	Number of Voting Rights held in each class of securities (IX)			No. of Shares Underlying Outstanding convertible securities (as a percentage of diluted share capital) (X)	Shareholding, as a % assuming full conversion of convertible securities (as a percentage of diluted share capital) (XI) = (VII)+(X) as a % of A+B+C2	Number of Locked in shares (XII)		Number of Shares pledged or otherwise encumbered (XIII)		Number of equity shares held in dematerialized form (XIV)	
									No of Voting Rights					Total as a % of Total Voting rights	No.(a)	As a % of total Shares held (b)	No.(a)		As a % of total Shares held (b)
									Class X	Class Y	Total								
1. INDIAN																			
a. Individuals/Hindu undivided Family			4	1,04,75,959	-	-	1,04,75,959	30.60%	1,04,75,959	-	1,04,75,959	30.60%	-	30.60%	-	-	38,89,060	37.12%	1,04,75,959
Names :																			
SHARAD B PITTI	Promoter			44,38,653	-	-	44,38,653	12.96%	44,38,653	-	44,38,653	12.96%	-	12.96%	-	-	19,59,549	44.15%	44,38,653
AKSHAY S PITTI	Promoter			42,61,686	-	-	42,61,686	12.45%	42,61,686	-	42,61,686	12.45%	-	12.45%	-	-	19,29,511	45.28%	42,61,686
MADHURI S PITTI	Promoter Group			17,58,620	-	-	17,58,620	5.14%	17,58,620	-	17,58,620	5.14%	-	5.14%	-	-	-	-	17,58,620
SHARAD B PITTI HUF	Promoter Group			17,000	-	-	17,000	0.05%	17,000	-	17,000	0.05%	-	0.05%	-	-	-	-	17,000
b. Central Government/ State Government(s)				-	-	-	-	-	-	-	-	-	-	-	-	-	-	-	-
c. Financial Institutions/ Banks				-	-	-	-	-	-	-	-	-	-	-	-	-	-	-	-
d. ANY OTHER																			
Bodies Corporate			1	1,07,14,040	-	-	1,07,14,040	31.29%	1,07,14,040	-	1,07,14,040	31.29%	-	31.29%	-	-	-	-	1,07,14,040
Names :																			
PITTI ELECTRICAL EQUIPMENT PRIVATE LIMITED	Promoter Group			1,07,14,039	-	-	1,07,14,039	31.29%	1,07,14,039	-	1,07,14,039	31.29%	-	31.29%	-	-	-	-	1,07,14,039
Trustees for Fractional entitlement	Promoter Group			1	-	-	1	0.00%	1	-	1	0.00%	-	0.00%	-	-	-	-	1
Sub-Total (A)(1)			5	2,11,89,999	-	-	2,11,89,999	61.89%	2,11,89,999	-	2,11,89,999	61.89%	-	61.89%	-	-	38,89,060	18.35%	2,11,89,999
2. FOREIGN																			
a. Individuals (Non-Resident Individuals/ Foreign Individuals)				-	-	-	-	-	-	-	-	-	-	-	-	-	-	-	-
b. Government				-	-	-	-	-	-	-	-	-	-	-	-	-	-	-	-
c. Institutions				-	-	-	-	-	-	-	-	-	-	-	-	-	-	-	-
d. Foreign Portfolio Investor				-	-	-	-	-	-	-	-	-	-	-	-	-	-	-	-
f. ANY OTHER																			
Sub-Total (A)(2)				-	-	-	-	-	-	-	-	-	-	-	-	-	-	-	-
Total Shareholding of Promoter and Promoter Group (A)= (A)(1)+(A)(2)			5	2,11,89,999	-	-	2,11,89,999	61.89%	2,11,89,999	-	2,11,89,999	61.89%	-	61.89%	-	-	38,89,060	18.35%	2,11,89,999

Details of Shares which remain unclaimed may be given here along with details such as number of shareholders, outstanding shares held in demat/unclaimed suspense account, voting rights which are frozen etc.



Table III - Statement showing shareholding pattern of the Public shareholder

Category & Name of the Shareholders (I)	PAN (II)	Nos. of Shareholder (III)	No. of fully paid up equity shares held (IV)	Partly paid-up equity shares held (V)	No. of shares underlying Depository Receipts (VI)	Total nos. shares held (VII = IV + V + VI)	Shareholding % calculated as per SCRR, 1957 As a % of (A+B+C2) (VIII)	Number of Voting Rights held in each class of securities IX)			No. of Shares Underlying Outstanding convertible securities (including Warrants) (X)	Total Shareholding as a % assuming full conversion of convertible securities (as a percentage of diluted share capital) (XI)	Number of Locked in shares (XII)		Number of Shares pledged or otherwise encumbered (XIII)		Number of equity shares held in dematerialized form (XIV)	
								No of Voting Rights					Total as a % of Total Voting rights	No.(a)	As a % of total Shares held (b)	No.(a) (Not applicable)		As a % of total Shares held (Net applicable) (b)
								Class X	Class Y	Total								
1. INSTITUTIONS																		
a. Mutual Funds/ Names:		1	10,11,117	-	-	10,11,117	2.95%	10,11,117	-	10,11,117	2.95%	-	2.95%	-	-	-	10,11,117	
LIC Mutual Fund			10,11,117	-	-	10,11,117	2.95%	10,11,117	-	10,11,117	2.95%	-	2.95%	-	-	-	10,11,117	
b. Venture Capital Funds		-	-	-	-	-	-	-	-	-	-	-	-	-	-	-	-	
c. Alternate Investment Funds		2	4,20,310	-	-	4,20,310	1.23%	4,20,310	-	4,20,310	1.23%	-	1.23%	-	-	-	4,20,310	
d. Foreign Venture Capital Investors		-	-	-	-	-	-	-	-	-	-	-	-	-	-	-	-	
e. Foreign Portfolio Investor		2	19,759	-	-	19,759	0.06%	19,759	-	19,759	0.06%	-	0.06%	-	-	-	19,759	
f. Financial Institutions/ Banks		-	-	-	-	-	-	-	-	-	-	-	-	-	-	-	-	
g. Insurance Companies Names:		1	5,99,599	-	-	5,99,599	1.75%	5,99,599	-	5,99,599	1.75%	-	1.75%	-	-	-	5,99,599	
Kotak Mahindra Life Insurance Company Ltd			5,99,599	-	-	5,99,599	1.75%	5,99,599	-	5,99,599	1.75%	-	1.75%	-	-	-	5,99,599	
h. Provident Funds/ Pension Funds		-	-	-	-	-	-	-	-	-	-	-	-	-	-	-	-	
i. ANY OTHER																		
Sub-Total (B)(1)		6	20,50,785	-	-	20,50,785	5.99%	20,50,785	-	20,50,785	5.99%	-	5.99%	-	-	-	20,50,785	
2 a. Central Government/ State Government(s)/ President of India		-	-	-	-	-	-	-	-	-	-	-	-	-	-	-	-	
Sub-Total (B)(2)		-	-	-	-	-	-	-	-	-	-	-	-	-	-	-	-	
3. NON-INSTITUTIONS																		
a. INDIVIDUALS -																		
I. Individual shareholders holding nominal share capital up to Rs. 2 lakhs.		26,768	59,92,413	-	-	59,92,413	17.50%	59,92,413	-	59,92,413	17.50%	-	17.50%	-	-	-	58,08,365	
II. Individual shareholders holding nominal share capital in excess of Rs. 2 lakhs.		16	20,77,655	-	-	20,77,655	6.07%	20,77,655	-	20,77,655	6.07%	-	6.07%	-	-	-	20,77,655	
Names:																		
Atul Agarwal			4,00,000	-	-	4,00,000	1.17%	4,00,000	-	4,00,000	1.17%	-	1.17%	-	-	-	4,00,000	
b. NBFCs registered with RBI																		
c. Employee Trusts																		
d. Overseas Depositories (holding DRs) (balancing figure)																		
ANY OTHER		1,040	29,27,987	-	-	29,27,987	8.55%	29,27,987	-	29,27,987	8.55%	-	8.55%	-	-	-	29,27,987	
Bodies Corporate		193	17,15,137	-	-	17,15,137	5.01%	17,15,137	-	17,15,137	5.01%	-	5.01%	-	-	-	17,15,137	
IEPF		1	3,99,617	-	-	3,99,617	1.17%	3,99,617	-	3,99,617	1.17%	-	1.17%	-	-	-	3,99,617	
NRI		438	3,59,704	-	-	3,59,704	1.05%	3,59,704	-	3,59,704	1.05%	-	1.05%	-	-	-	3,59,704	
HUF		402	4,50,958	-	-	4,50,958	1.32%	4,50,958	-	4,50,958	1.32%	-	1.32%	-	-	-	4,50,958	
Independent Directors		2	1,620	-	-	1,620	0.00%	1,620	-	1,620	0.00%	-	0.00%	-	-	-	1,620	
Clearing Members		4	951	-	-	951	0.00%	951	-	951	0.00%	-	0.00%	-	-	-	951	
Sub-Total (B)(3)		27,824	1,09,98,055	-	-	1,09,98,055	32.12%	1,09,98,055	-	1,09,98,055	32.12%	-	32.12%	-	-	-	1,08,14,007	
Total Public Shareholding (B) = (B)(1)+(B)(2)+(B)(3)		27,830	1,30,48,840	-	-	1,30,48,840	38.11%	1,30,48,840	-	1,30,48,840	38.11%	-	38.11%	-	-	-	1,28,64,792	

Details of the shareholders acting as persons in Concert including their Shareholding (No. and %):

Details of Shares which remain unclaimed may be given hear along with details such as number of shareholders, outstanding shares held in demat/unclaimed suspense account, voting rights which are frozen etc.

Shares in Unclaimed Suspense Account - 27800



Table IV - Statement showing shareholding pattern of the Non-Promoter - Non Public shareholder

Category & Name of the Shareholders (I)	PAN (II)	Nos. of Shareholder (III)	No. of fully paid up equity shares held (IV)	Partly paid-up equity shares held (V)	No. of shares underlying Depository Receipts (VI)	Total nos. shares held (VII = IV + V + VI)	Shareholding % calculated as per SCRR, 1957 As a % of (A+B+C2) (VIII)	Number of Voting Rights held in each class of securities (IX)			No. of Shares Underlying Outstanding convertible securities (including Warrants) (X)	Total Shareholding, as a % assuming full conversion of convertible securities (as a percentage of diluted share capital) (XI)	Number of Locked in shares (XII)		Number of Shares pledged or otherwise encumbered (XIII)		Number of equity shares held in dematerialized form (XIV) (Not applicable)	
								No of Voting Rights					Total as a % of Total Voting rights	No.(a)	As a % of total Shares held (b)	No.(a) (Not applicable)		As a % of total Shares held (Not applicable) (b)
								Class X	Class Y	Total								
1 Custodian/ DR Holder		-	-	-	-	-	-	-	-	-	-	-	-	-	-	-	-	
2 Employee Benefit Trust (under SEBI (Share based Employee Benefit) Regulations, 2014)		-	-	-	-	-	-	-	-	-	-	-	-	-	-	-	-	
Total Non-Promoter-Non Public Shareholding (C) = (C)(1)+(C)(2)		-	-	-	-	-	-	-	-	-	-	-	-	-	-	-	-	



Table V - Statement showing details of significant beneficial owners (SBOs)

Sr. No.	Details of the SBO					Details of the registered owner					Details of holding/ exercise of right of the SBO in the reporting company, whether direct or indirect*:					Date of creation/ acquisition of significant beneficial interest
	Name	PAN	Passport No. in case of a foreign national	Nationality	Nationality (Applicable in case of Any other is selected)	Name	PAN	Passport No. in case of a foreign national	Nationality	Nationality (Applicable in case of Any other is selected)	Whether by virtue of:					
											Shares	Voting rights	Rights on distributable dividend or any other distribution	Exercise of control	Exercise of significant influence	
1	Shri Sharad B Pitti		NA	Indian	NA	Pitti Electrical Equipment Private Limited		NA	Indian	-	44.30	-	-	-	-	27-Sep-95

